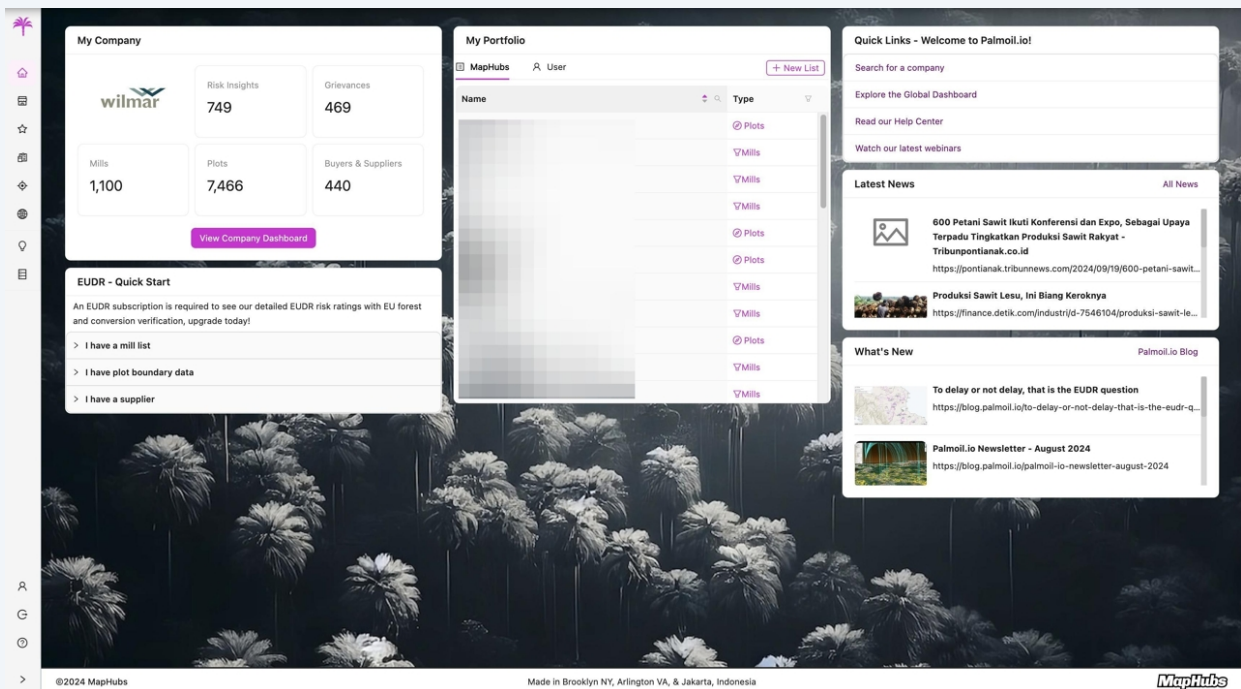


# Getting Started with Palmoil.io



1 Go to <https://palmoil.io/dashboard>



The Palmoil.io Dashboard provides you with an overview of your company's data along with shortcuts to maximize your experience. Let's get started!

## My Company

2 To see your company's dashboard, click on "View Company Dashboard"

The screenshot displays the Wilmar MapHubs dashboard. On the left is a navigation sidebar with icons for home, calendar, star, grid, location, globe, lightbulb, and list. The main content area features the Wilmar logo and six data cards: Risk Insights (642), Grievances (469), Mills (1,100), Plots (7,466), and Buyers & Suppliers (440). A purple button labeled "View Company Dashboard" is highlighted with a purple arrow. Below this is an "EUDR - Quick Start" section with a message about EUDR subscriptions and three expandable options: "I have a mill list", "I have plot boundary data", and "I have a supplier". On the right, a table titled "MapHubs" shows a list of items with columns for "Name" and "Type". The "Type" column contains entries like "Plots" and "Mills" with corresponding icons.

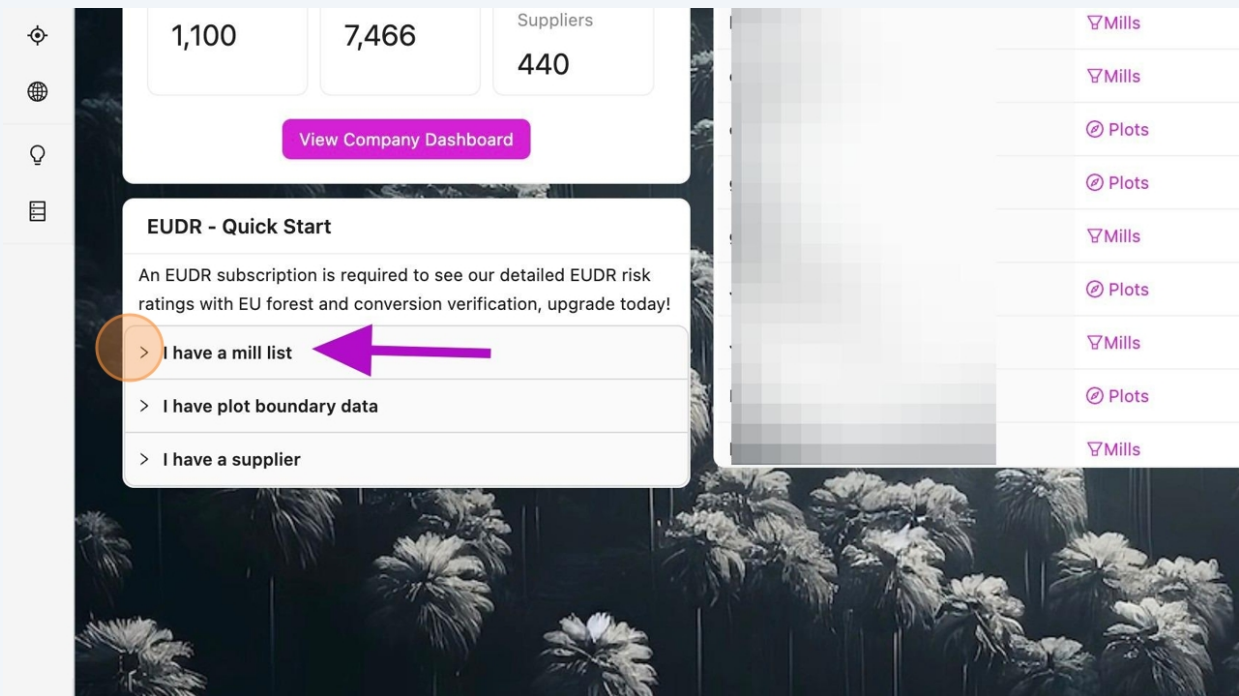
## EU Quick Start



An EUDR subscription is required to see our detailed EUDR risk ratings with EU forest and conversion verification, Please contact us if you would like a free trial

3

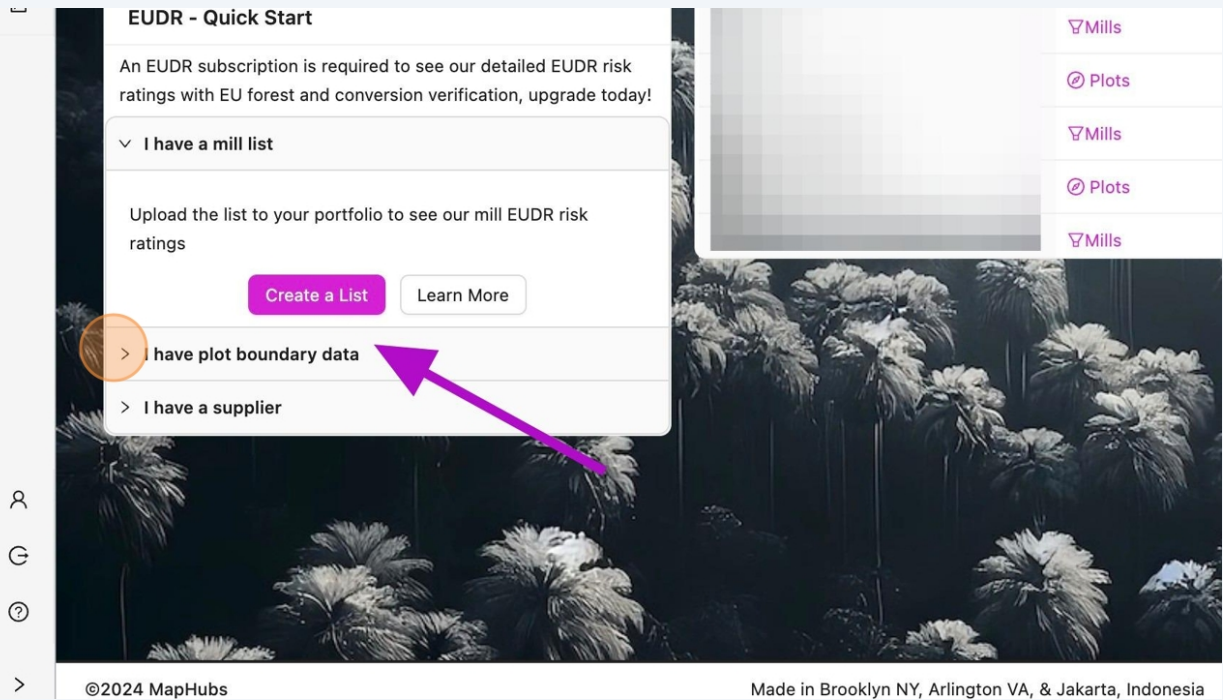
If you have a mill list and you want to use Palmoil.io data to check for EUDR compliance risks, click on "I have a mill list" on the EUDR - Quick Start and it will direct you to our [Mill List Upload](#)



Mill list upload allows you to privately check a mill list for deforestation risks, grievances, and our expert-reviewed Risk Insights.

4

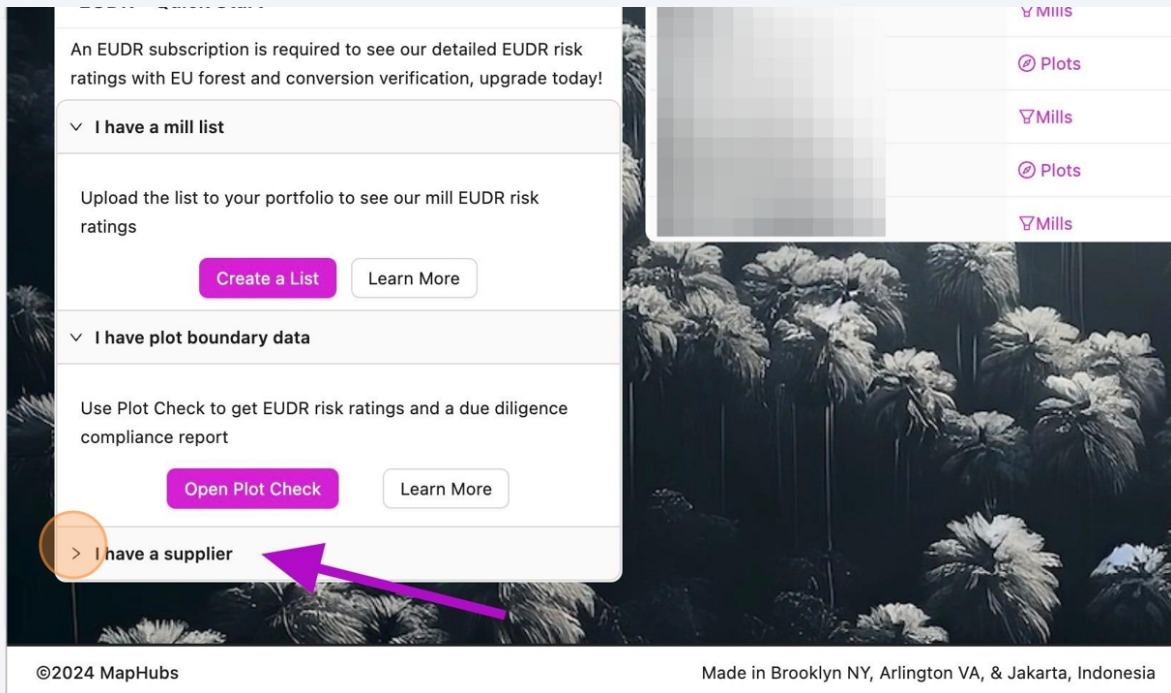
If you have boundary data and you want to check it against Palmoil.io database to start preparing for EUDR, click on "I have a plot boundary data" on the EUDR - Quick Start and it will direct you to our [Plot Check](#)



Your data remains private, boundaries are not uploaded to our servers. Please contact us for more information about the security and privacy features of Plot Check.

5

To search our company database for your supplier, click on "I have a supplier" on the EUDR-Quick Start and it will direct you to [search for a company](#)



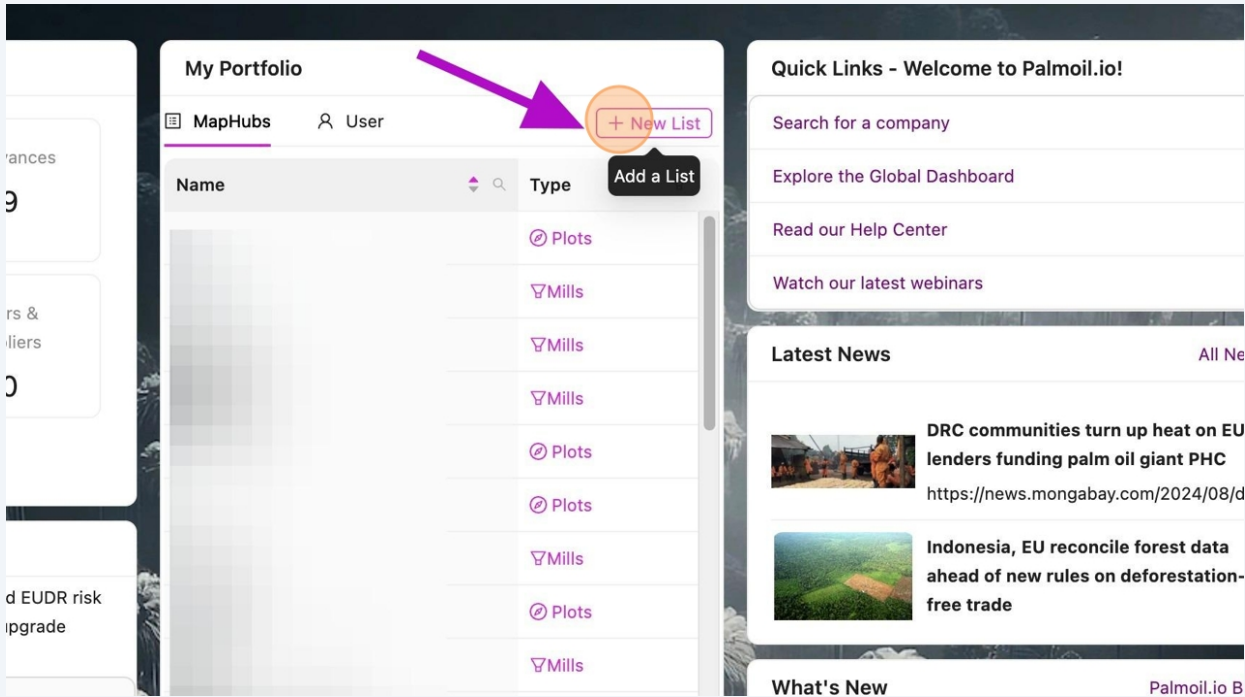
## My Portfolio



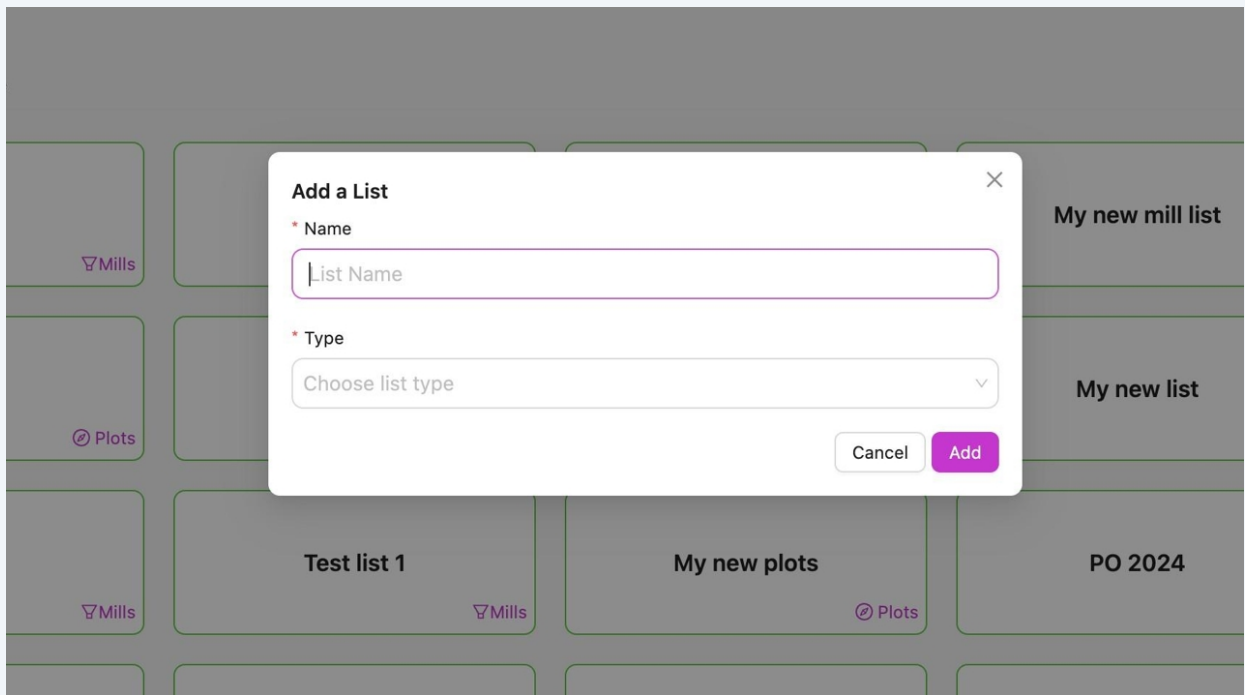
You can save content in Palmoil.io into lists in a private portfolio. This includes mills, plots, companies and more. You can also upload your own mill or plot list.

The portfolio creates a custom monitoring dashboard, that includes all of the associated data from Palmoil.io.

6 To make a portfolio, click on "New List"















7 Enter a name and select the type



8

Next you can click the star icons on Palmoil.io pages or in the tables to save content to your list

The screenshot shows a table interface with a 'Save to List' tooltip and a 'Lists' modal. The table has columns for 'Action', 'ID', 'Name', 'EUDR Risk (eTTP 1&2)', and 'EUDI (25k)'. The 'EUDR Risk' column contains '6-Urgent' with a red warning icon. The 'EUDI' column contains a red warning icon. A 'Save to List' tooltip is visible over the star icon in the 'Action' column. A 'Lists' modal is open, showing a green plus sign in a circle.

Action	ID	Name	EUDR Risk (eTTP 1&2)	EUDI (25k)
  			 6-Urgent	
			 6-Urgent	
  			 6-Urgent	

9 To upload your mill list [see our tutorial here](#)

**Add a List** ✕

\* Name  
Test

\* Type  
Mills

New Empty List **Upload CSV**

Choose File No file chosen

Supports a CSV with up to 4 columns: UMLID (required), Category, Supplier, and Amount, see documentation.

Cancel **Add**

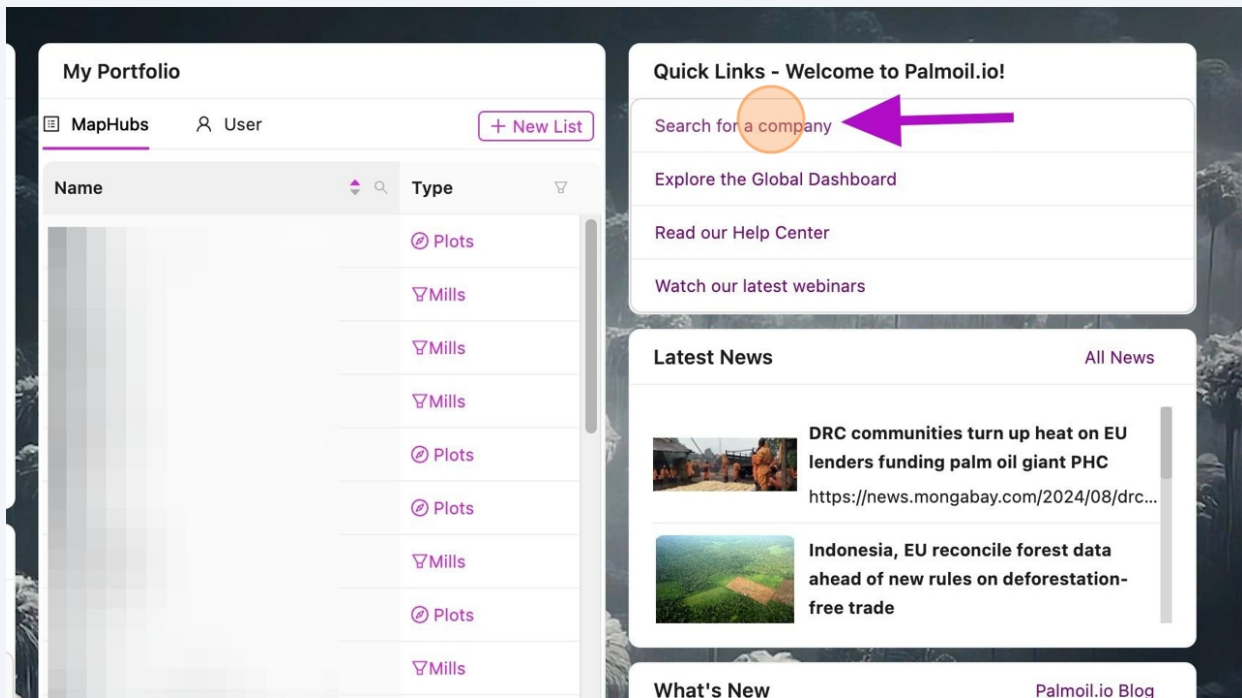
## Quick Links



Palmoil.io has over 1,000 companies linked to the supply chain. One way to start using Palmoil.io is to search for the companies you work with, or want to evaluate.



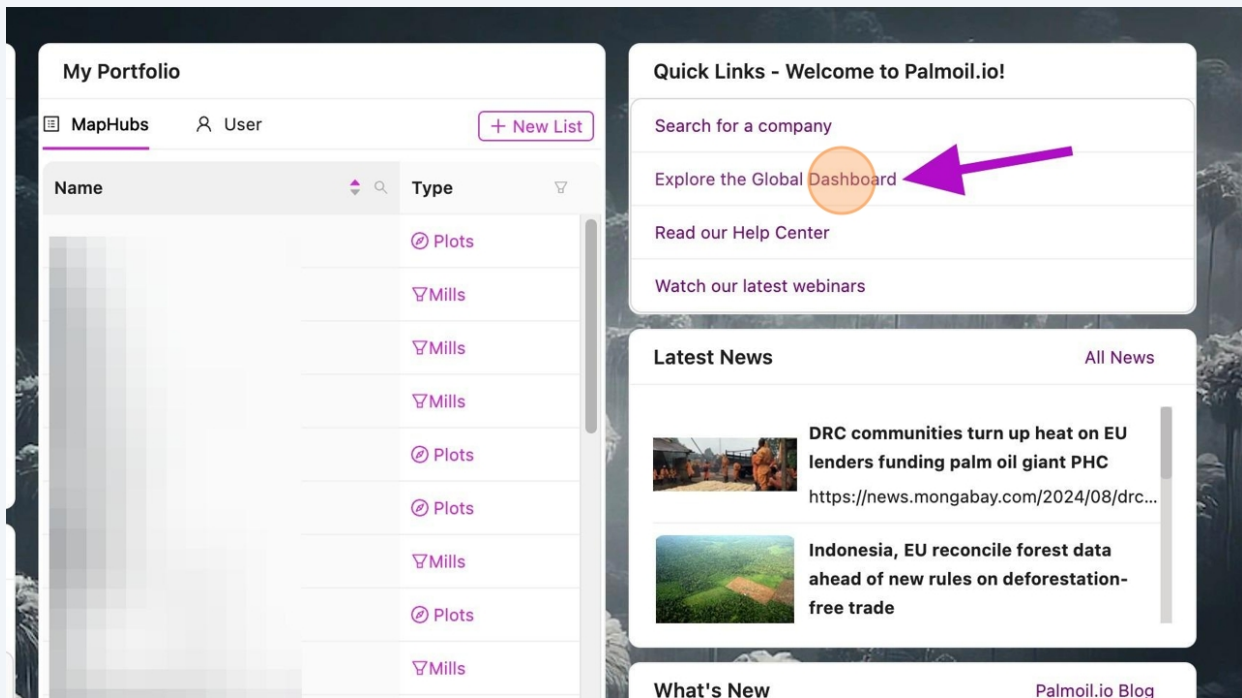
10 To [search for a company](#), click on "Search for a company"



Palmoil.io has a Global Dashboard with the global palm oil supply chain including mills, plots, and associated Risk Insight deforestation reports, grievances, and more.

11

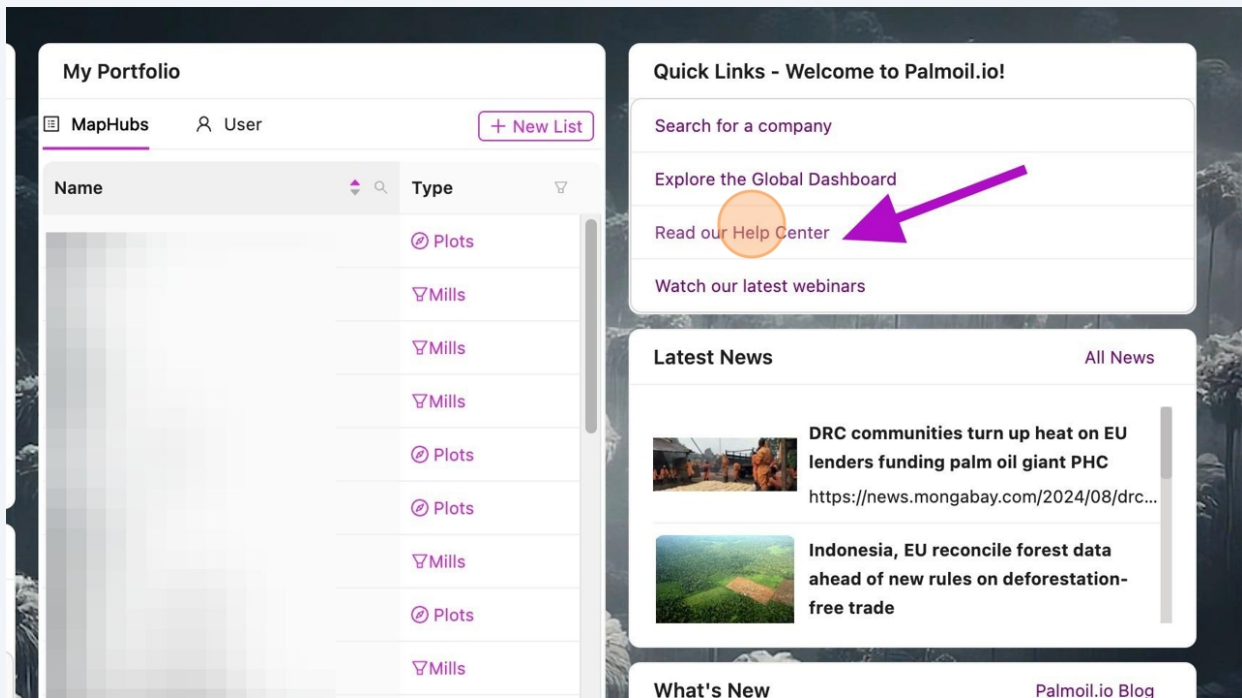
To see our global dashboard, click on "Explore the Global Dashboard"



The Help Center includes this article and many more to help you learn how to use Palmoil.io

12

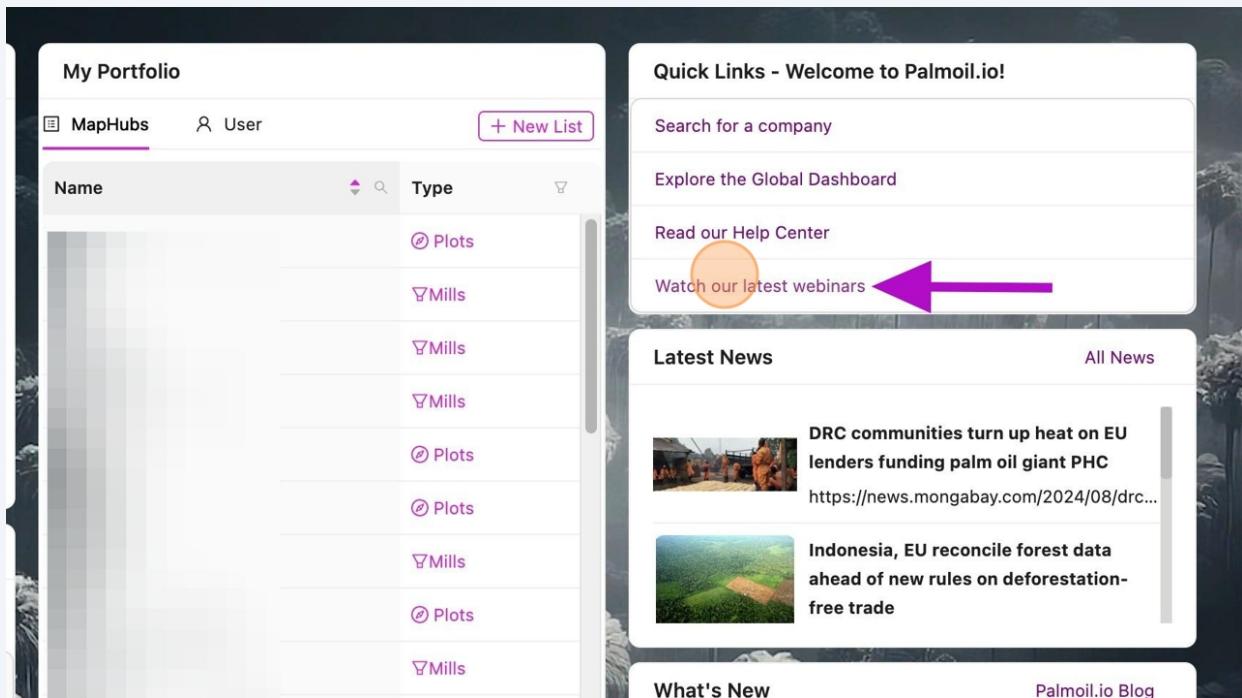
Find our help center by clicking on "Read our Help Center" or on any page by clicking the help icon in the bottom left.



Watch our webinars to learn the latest developments in our EUDR tools, tips on how to use maps, and more.

13

To watch our latest webinars and online events, click on "Watch our latest webinars"

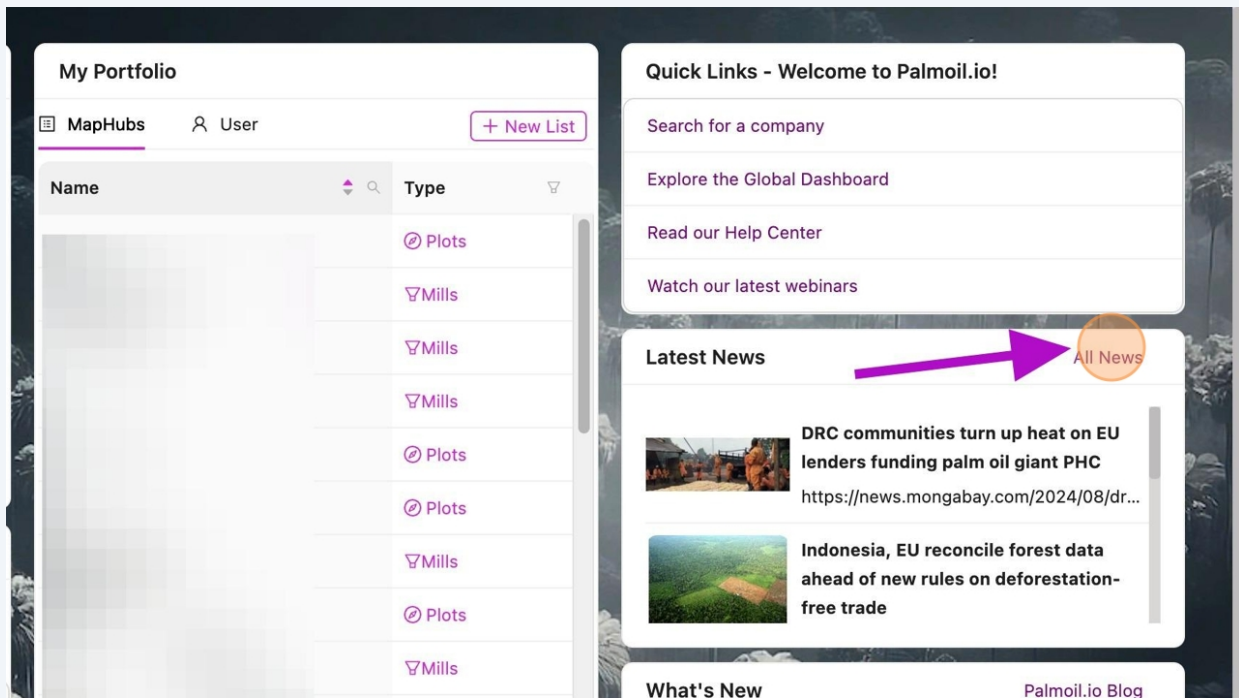


## Latest News



In Palmoil.io we collect recent news stories related to the industry or linked to specific companies. We primarily focus on stories related to deforestation and human rights concerns. While the news data is not complete it can help provide recent information about your supply chain.

14 To [find news stories](#) linked to the supply chain, click on "All News"



If you have news stories, articles, reports, press releases, or other relevant content you'd like to contribute to our collection, you can submit them for our review. Learn how [here](#)

## Palmoil.io Blog



We publish a monthly newsletter with the latest updates including new features, and tips on how to use Palmoil.io

15

To read our blogposts and monthly newsletters, click on "Palmoil.io Blog"

The screenshot shows the Palmoil.io website interface. On the left is a navigation menu with a search bar and a list of items: Mills, Plots, Plots, Mills, Plots, Mills, Plots, and Mills. On the right, there are two main sections: "Latest News" and "What's New".

**Latest News** (All News)

- DRC communities turn up heat on EU lenders funding palm oil giant PHC**  
<https://news.mongabay.com/2024/08/drc...>
- Indonesia, EU reconcile forest data ahead of new rules on deforestation-free trade**

**What's New**

- Palmoil.io Newsletter - August 2024**  
<https://blog.palmoil.io/palmoil-io-newslet...>
- Introducing our 6-month EUDR risk assessment subscription**  
<https://blog.palmoil.io/6-month-eudr-risk...>

A purple arrow points from the "What's New" section to a button labeled "Palmoil.io Blog".